



# **Norwich Western Link**

## **Transport Assessment – Appendix 15 – National Highways Proposed Scheme Layout Part 4 of 4**

Author: WSP

Document Reference: 4.01.15

Version Number: 00

Date: March 2024



## **Contents**

1 Introduction

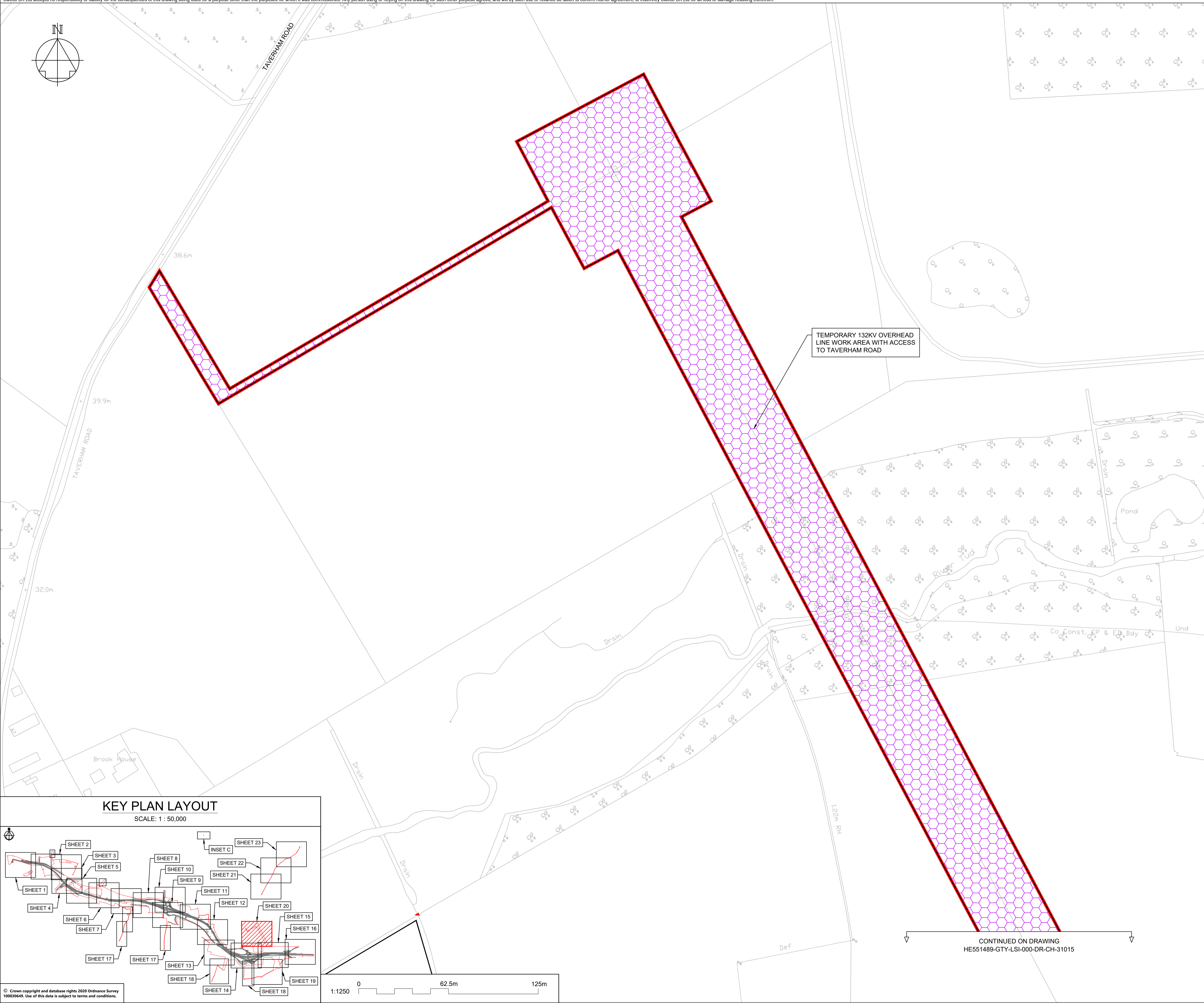
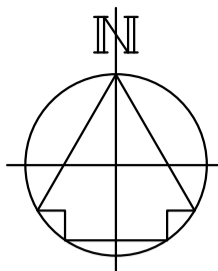
3



## **1 Introduction**

- 1.1.1 The plans enclosed present the general arrangement of the A47 North Tuddenham to Easton Dualling Scheme proposed by National Highways. Firstly an overview plan is shown dated December 2020 which illustrates the full scheme extents.
- 1.1.2 This is followed by more detailed plans from the National Highways DCO application which was approved in August 2022. The plans include the point of connection between the Proposed Scheme and the Strategic Road Network, where a new grade separated junction would be constructed to replace the existing at grade junction of A47 with Wood Lane and Berrys Lane.
- 1.1.3 Other changes to the road layout and Non-Motorised User routes at the southern edge of the Proposed Scheme area also shown including a proposed underpass beneath the new A47 dual carriageway which would connect with the Non-Motorised User provision for the Proposed Scheme.

This drawing should not be relied on or used in circumstances other than those for which it was originally prepared and for which Sweco UK Ltd was commissioned. Sweco UK Ltd accepts no responsibility for this drawing to any party other than the person by whom it was commissioned. This drawing has been prepared on behalf of Galliford Try by Sweco UK Ltd for the titled project or named part thereof and should not be relied upon or used for any other project without an independent check being carried out as to its suitability and prior written authority of Galliford Try being obtained. Sweco UK Ltd accepts no responsibility or liability for the consequences of this drawing being used for a purpose other than the purposes for which it was commissioned. Any person using or relying on this drawing for such other purpose agrees, and will by such use or reliance be taken to confirm his/her agreement, to indemnify Sweco UK Ltd for all loss or damage resulting therefrom.



**NOTES**

Purpose of use  
**FOR DCO SUBMISSION**

Development Consent Order Number / Document  
**TR010038/APP/2.2(U)**

- THESE PLANS SHOULD BE READ IN CONJUNCTION WITH OTHER PLANS AND DOCUMENTS IN THE DEVELOPMENT CONSENT ORDER.
- ALL DIMENSIONS ARE IN METRES UNLESS STATED OTHERWISE.

**KEY TO SYMBOLS**

- ORDER LIMITS
- AREA NOT INCLUDED IN THE ORDER LIMITS
- SCHEME DESIGN
- COMPOUND/MATERIAL STORAGE AREA
- ECOLOGICAL MITIGATION
- ENVIRONMENTAL MITIGATION
- UTILITIES AND MINOR WORKS LIMIT OF DEVIATION

REV	DATE	REVISION NOTE	ORG	CHKD	APPD
P01	08/12/20	FIRST ISSUE	AKno	JHar	JHar
P02	26/02/21	DCO SUBMISSION	AKno	JHar	MR
P03	11/03/21	DCO SUBMISSION	AKno	MR	MR
C01	11/03/21	DCO SUBMISSION	AKno	MR	MR

DESIGNER  
**SWECO**

CONTRACTOR  
**GallifordTry**

CLIENT  
**highways england**

PROJECT TITLE  
**A47 NORTH TUDDENHAM TO EASTON DUALLING**

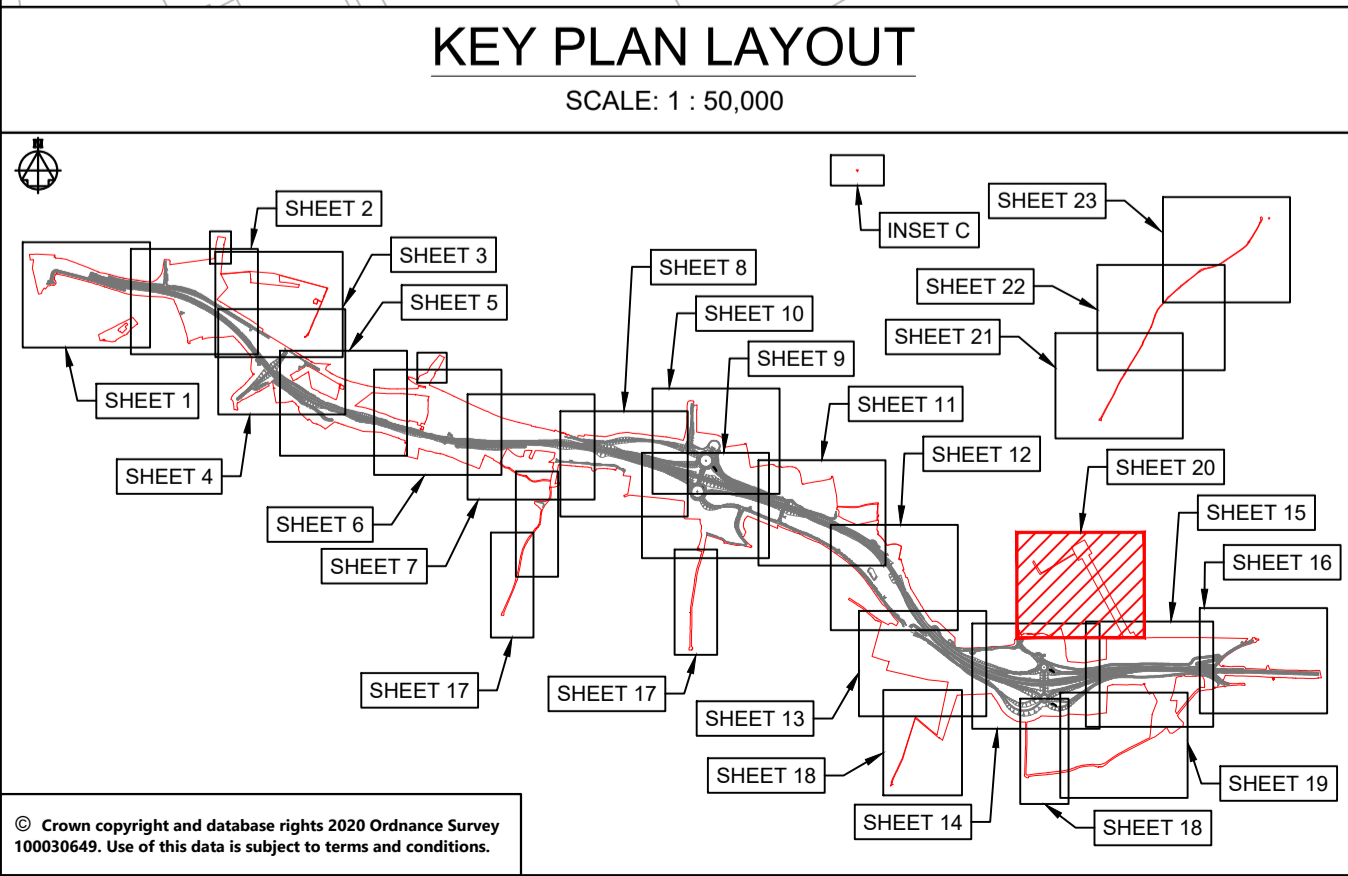
PROJECT STAGE  
**PCF STAGE 3**

DRAWING TITLE  
**GENERAL ARRANGEMENT PLANS  
REGULATION 5(2)(o)  
SHEET 20 OF 23**

SUITABILITY  
**AUTHORISED AS STAGE 3 COMPLETED**

SHEET SIZE	SCALE	STATUS	REVISION
A1	1:1250	A3	C01

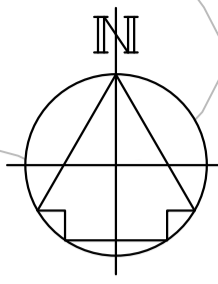
DRAWING NUMBER  
**HE551489-GTY-LSI-000-DR-CH-31020**



© Crown copyright and database rights 2020 Ordnance Survey 10003645. Use of this data is subject to terms and conditions.

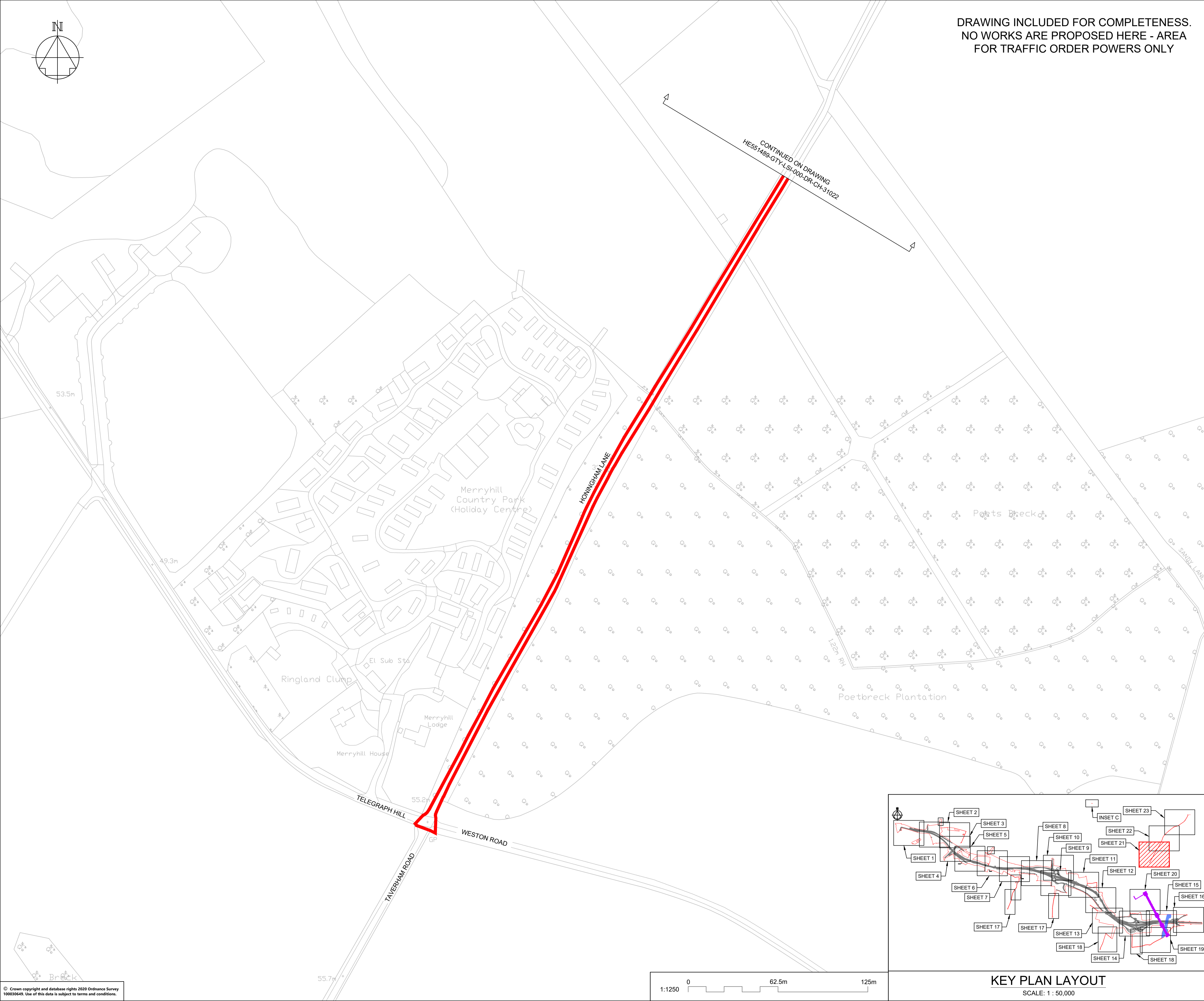
CONTINUED ON DRAWING  
HE551489-GTY-LSI-000-DR-CH-31015

This drawing should not be relied on or used in circumstances other than those for which it was originally prepared and for which Sweco UK Ltd was commissioned. Sweco UK Ltd accepts no responsibility for this drawing to any party other than the person by whom it was commissioned. This drawing has been prepared on behalf of Galliford Try by Sweco UK Ltd for the titled project or named part thereof and should not be relied upon or used for any other project without an independent check being carried out as to its suitability and prior written authority of Galliford Try being obtained. Sweco UK Ltd accepts no responsibility or liability for the consequences of this drawing being used for a purpose other than the purposes for which it was commissioned. Any person using or relying on this drawing for such other purpose agrees, and will by such use or reliance be taken to confirm his/her agreement, to indemnify Sweco UK Ltd for all loss or damage resulting therefrom.



**DRAWING INCLUDED FOR COMPLETENESS.  
NO WORKS ARE PROPOSED HERE - AREA  
FOR TRAFFIC ORDER POWERS ONLY**

CONTINUED ON DRAWING  
HE551489-GTY-LSI-000-DR-CH-3-1022



**NOTES**

Purpose of use  
**FOR DCO SUBMISSION**

Development Consent Order Number / Document  
**TR010038/APP/2.2(V)**

- THESE PLANS SHOULD BE READ IN CONJUNCTION WITH OTHER PLANS AND DOCUMENTS IN THE DEVELOPMENT CONSENT ORDER.
- ALL DIMENSIONS ARE IN METRES UNLESS STATED OTHERWISE.

**KEY TO SYMBOLS**

- ORDER LIMITS
- AREA NOT INCLUDED IN THE ORDER LIMITS
- SCHEME DESIGN
- COMPOUND/MATERIAL STORAGE AREA
- ECOLOGICAL MITIGATION
- ENVIRONMENTAL MITIGATION
- UTILITIES AND MINOR WORKS LIMIT OF DEVIATION

REV	DATE	REVISION NOTE	ORG	CHKD	APPD
P01	08/12/20	FIRST ISSUE	AKno	JHar	JHar
P02	26/02/21	DCO SUBMISSION	AKno	JHar	MR
P03	11/03/21	DCO SUBMISSION	AKno	MR	MR
C01	11/03/21	DCO SUBMISSION	AKno	MR	MR

DESIGNER  
**SWECO**

CONTRACTOR  
**GallifordTry**

CLIENT  
**highways  
england**

PROJECT TITLE  
**A47 NORTH TUDDENHAM TO  
EASTON DUALLING**

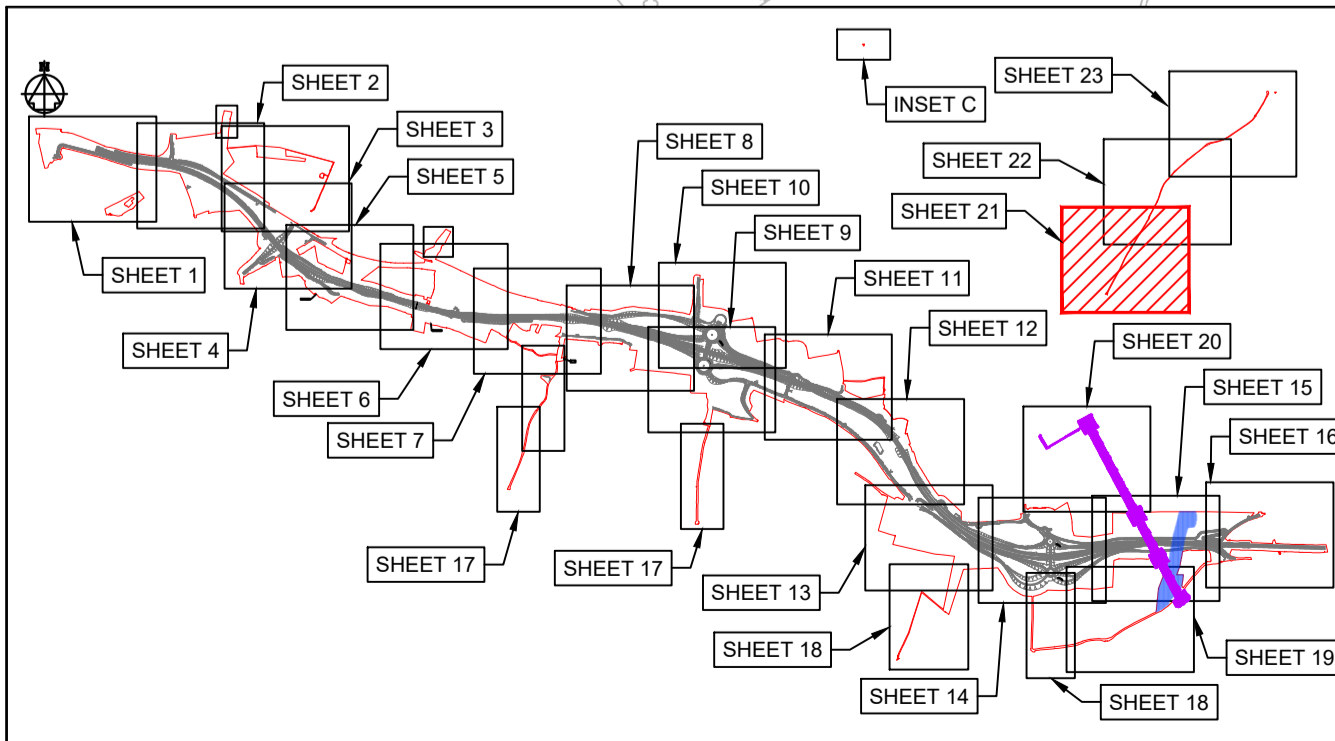
PROJECT STAGE  
**PCF STAGE 3**

DRAWING TITLE  
**GENERAL ARRANGEMENT PLANS  
REGULATION 5(2)(o)  
SHEET 21 OF 23**

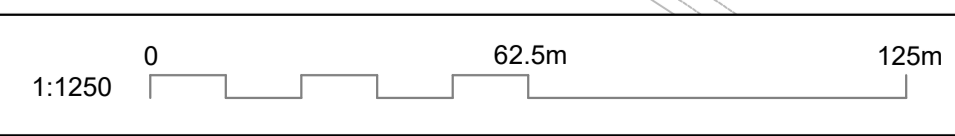
SUITABILITY  
**AUTHORISED AS STAGE 3 COMPLETED**

SHEET SIZE: A1    SCALE: 1:1250    STATUS: A3    REVISION: C01

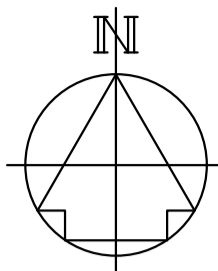
DRAWING NUMBER  
**HE551489-GTY-LSI-000-DR-CH-31021**



**KEY PLAN LAYOUT**  
SCALE: 1 : 50,000



This drawing should not be relied on or used in circumstances other than those for which it was originally prepared and for which Sweco UK Ltd was commissioned. Sweco UK Ltd accepts no responsibility for this drawing to any party other than the person by whom it was commissioned. This drawing has been prepared on behalf of Galliford Try by Sweco UK Ltd for the titled project and should not be relied upon or used for any other project without an independent check being carried out as to its suitability and prior written authority of Galliford Try being obtained. Sweco UK Ltd accepts no responsibility or liability for the consequences of this drawing being used for a purpose other than the purposes for which it was commissioned. Any person using or relying on this drawing for such other purpose agrees, and will by such use or reliance be taken to confirm his/her agreement, to indemnify Sweco UK Ltd for all loss or damage resulting therefrom.



DRAWING INCLUDED FOR COMPLETENESS.  
NO WORKS ARE PROPOSED HERE - AREA  
FOR TRAFFIC ORDER POWERS ONLY

CONTINUED ON DRAWING  
HE551489-GTY-LSI-000-DR-CH-31023

HONINGHAM LANE

CONTINUED ON DRAWING  
HE551489-GTY-LSI-000-DR-CH-31021

**NOTES**

Purpose of use  
**FOR DCO SUBMISSION**

Development Consent Order Number / Document  
**TR010038/APP/2.2(W)**

- THESE PLANS SHOULD BE READ IN CONJUNCTION WITH OTHER PLANS AND DOCUMENTS IN THE DEVELOPMENT CONSENT ORDER.
- ALL DIMENSIONS ARE IN METRES UNLESS STATED OTHERWISE.

**KEY TO SYMBOLS**

- ORDER LIMITS
- AREA NOT INCLUDED IN THE ORDER LIMITS
- SCHEME DESIGN
- COMPOUND/MATERIAL STORAGE AREA
- ECOLOGICAL MITIGATION
- ENVIRONMENTAL MITIGATION
- UTILITIES AND MINOR WORKS LIMIT OF DEVIATION

REV	DATE	REVISION NOTE	ORG	CHKD	APPD
P01	08/12/20	FIRST ISSUE	AKno	JHar	JHar
P02	26/02/21	DCO SUBMISSION	AKno	JHar	MR
P03	11/03/21	DCO SUBMISSION	AKno	MR	MR
C01	11/03/21	DCO SUBMISSION	AKno	MR	MR

DESIGNER

CONTRACTOR

CLIENT

PROJECT TITLE  
**A47 NORTH TUDDENHAM TO EASTON DUALLING**

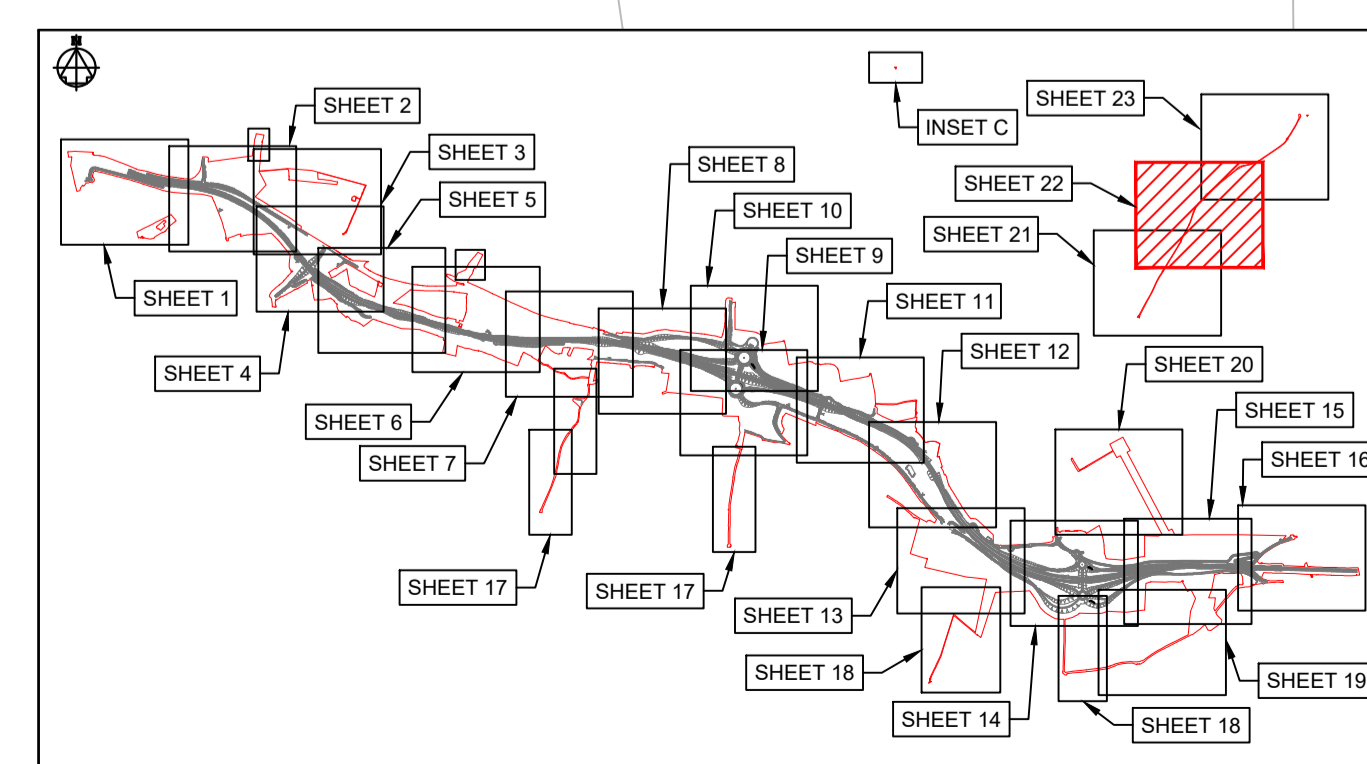
PROJECT STAGE  
**PCF STAGE 3**

DRAWING TITLE  
**GENERAL ARRANGEMENT PLANS  
REGULATION 5(2)(o)  
SHEET 22 OF 23**

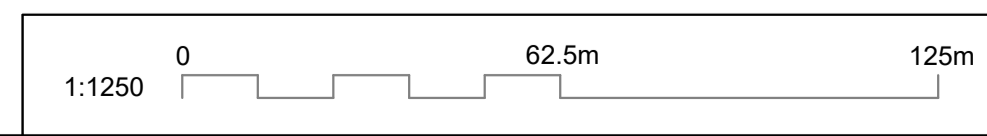
SUITABILITY  
**AUTHORISED AS STAGE 3 COMPLETED**

SHEET SIZE	SCALE	STATUS	REVISION
A1	1:1250	A3	C01

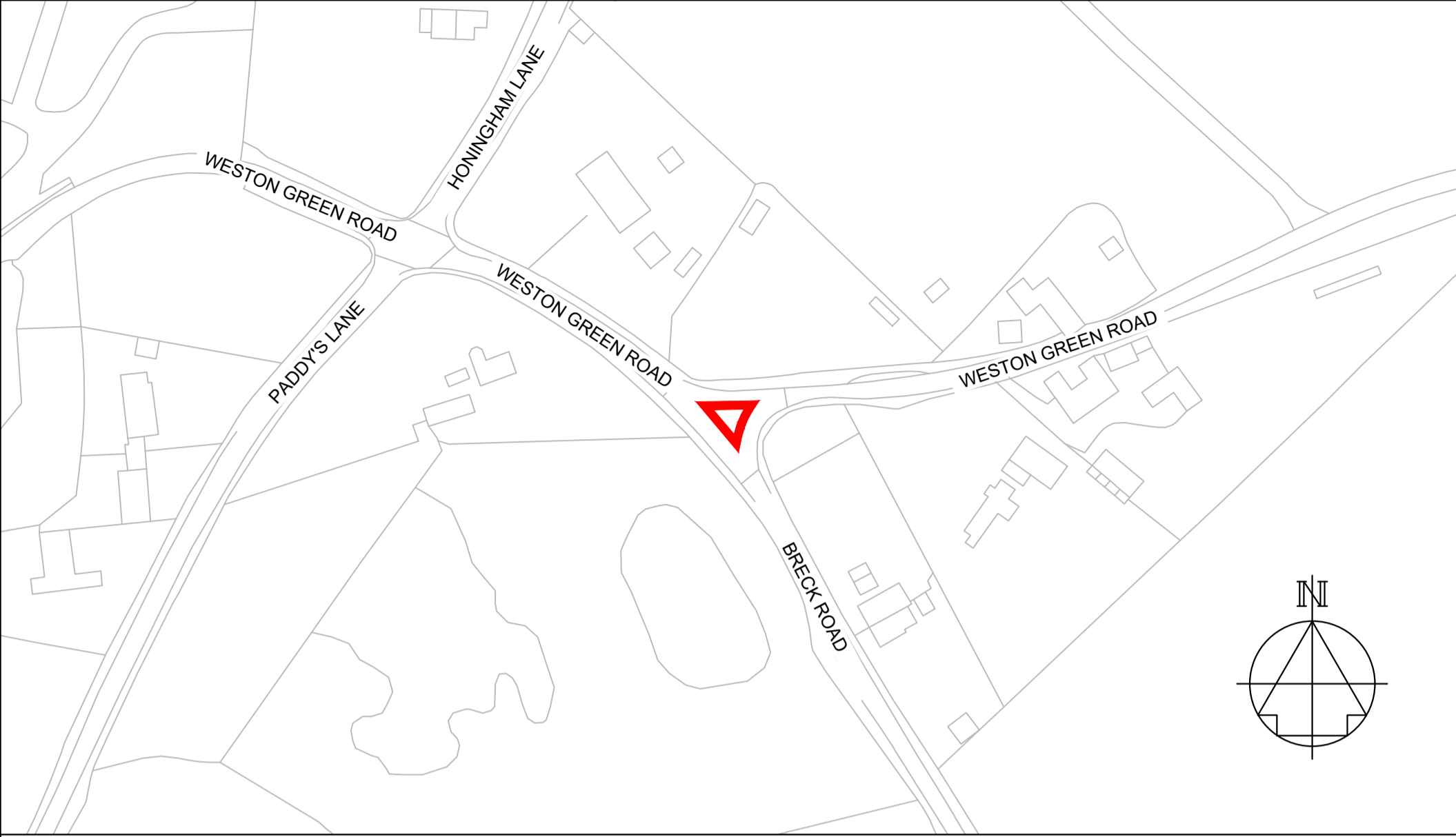
DRAWING NUMBER  
**HE551489-GTY-LSI-000-DR-CH-31022**



**KEY PLAN LAYOUT**  
SCALE: 1 : 50,000

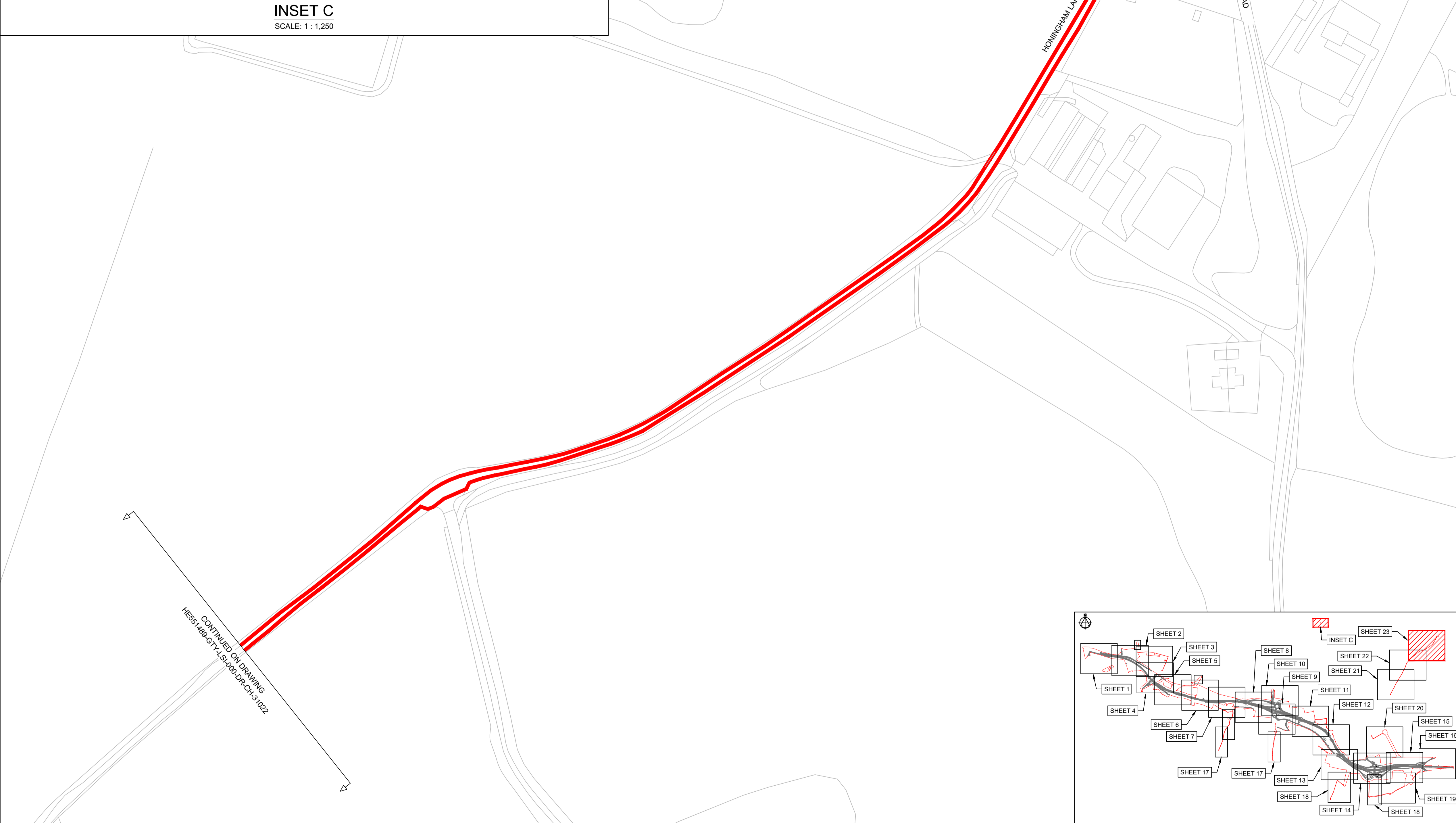


This drawing should not be relied on or used in circumstances other than those for which it was originally prepared and for which Sweco UK Ltd was commissioned. Sweco UK Ltd accepts no responsibility for this drawing to any party other than the person by whom it was commissioned. This drawing has been prepared on behalf of Galliford Try by Sweco UK Ltd for the titled project and should not be relied upon or used for any other project without an independent check being carried out as to its suitability and prior written authority of Galliford Try being obtained. Sweco UK Ltd accepts no responsibility or liability for the consequences of this drawing being used for a purpose other than the purposes for which it was commissioned. Any person using or relying on this drawing for such other purpose agrees, and will by such use or reliance be taken to confirm his/her agreement, to indemnify Sweco UK Ltd for all loss or damage resulting therefrom.



**INSET C**  
SCALE: 1 : 1,250

**DRAWING INCLUDED FOR COMPLETENESS.  
NO WORKS ARE PROPOSED HERE - AREA  
FOR TRAFFIC ORDER POWERS ONLY**



**NOTES**

Purpose of use  
**FOR DCO SUBMISSION**

Development Consent Order Number / Document  
**TR010038/APP/2.2(X)**

1. THESE PLANS SHOULD BE READ IN CONJUNCTION WITH OTHER PLANS AND DOCUMENTS IN THE DEVELOPMENT CONSENT ORDER.
2. ALL DIMENSIONS ARE IN METRES UNLESS STATED OTHERWISE.

**KEY TO SYMBOLS**

- ORDER LIMITS
- AREA NOT INCLUDED IN THE ORDER LIMITS
- SCHEME DESIGN
- COMPOUND/MATERIAL STORAGE AREA
- ECOLOGICAL MITIGATION
- ENVIRONMENTAL MITIGATION
- UTILITIES AND MINOR WORKS LIMIT OF DEVIATION

REV	DATE	REVISION NOTE	ORG	CHKD	APPD
P01	08/12/20	FIRST ISSUE	AKno	JHar	JHar
P02	26/02/21	DCO SUBMISSION	AKno	JHar	MR
P03	11/03/21	DCO SUBMISSION	AKno	MR	MR
C01	11/03/21	DCO SUBMISSION	AKno	MR	MR

DESIGNER  
**SWECO**

CONTRACTOR  
**GallifordTry**

CLIENT  
**highways england**

PROJECT TITLE  
**A47 NORTH TUDDENHAM TO EASTON DUALLING**

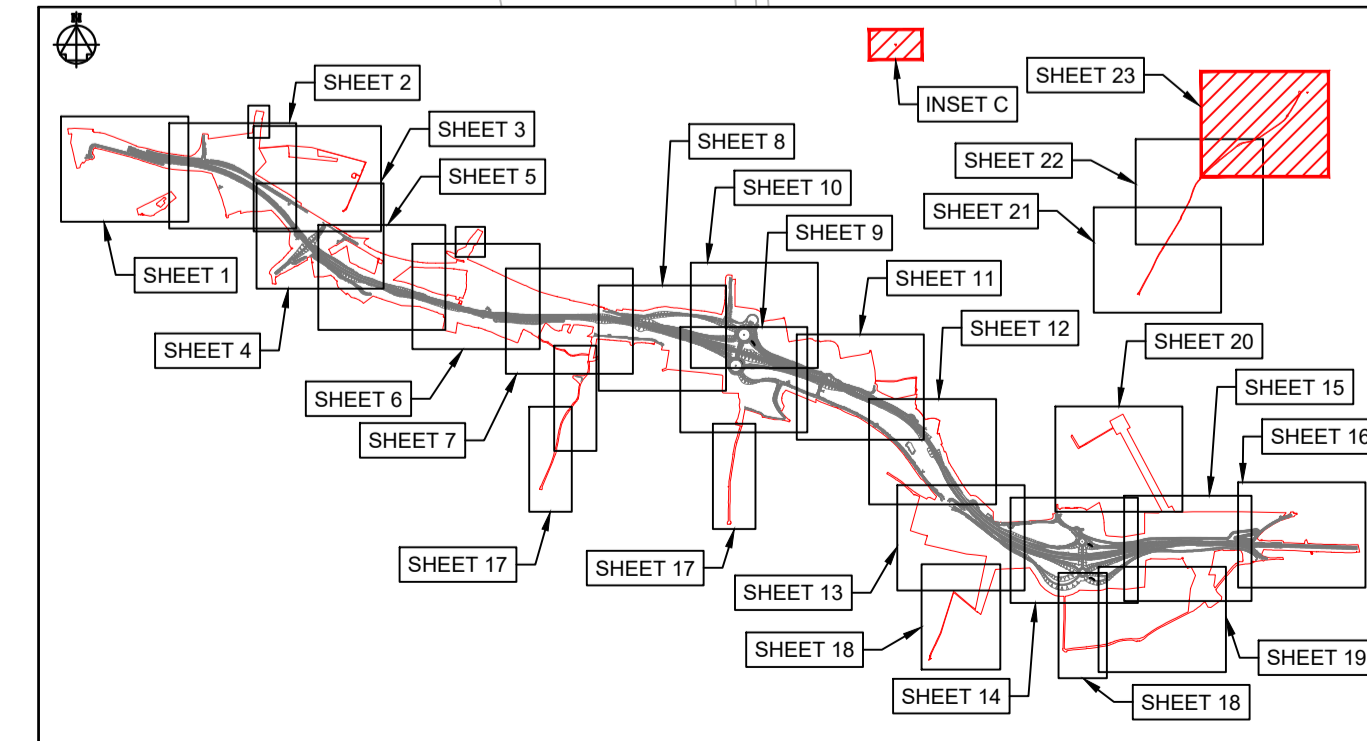
PROJECT STAGE  
**PCF STAGE 3**

DRAWING TITLE  
**GENERAL ARRANGEMENT PLANS  
REGULATION 5(2)(o)  
SHEET 23 OF 23**

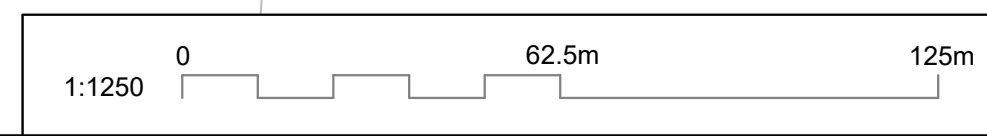
SUITABILITY  
**AUTHORISED AS STAGE 3 COMPLETED**

SHEET SIZE	SCALE	STATUS	REVISION
A1	1:1250	A3	C01

DRAWING NUMBER  
**HE551489-GTY-LSI-000-DR-CH-31023**



**KEY PLAN LAYOUT**  
SCALE: 1 : 50,000



CONTINUED ON DRAWING  
HE551489-GTY-LSI-000-DR-CH-31022